

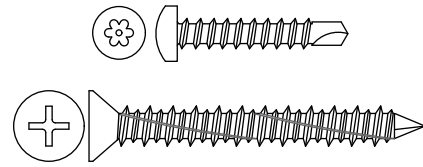


FASTENERS

STAINLESS STEEL SCREWS UPDATE:

K.N. CROWDER TAKES GREAT PRIDE IN PROVIDING OUR CUSTOMERS WITH DURABLE AND LONG-LASTING PRODUCTS FOR THEIR APPLICATIONS. AS SUCH, WE HAVE REPLACED ALL ZINC PLATED SCREWS WITH STAINLESS STEEL SCREWS IN THE FOLLOWING PRODUCT LINES:

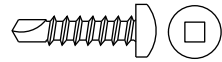
- DOOR SWEEPS
- PERIMETER WEATHERSTRIPPING
- AUTOMATIC DOOR BOTTOMS
- ASTRAGALS
- DOOR SHOES



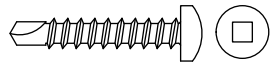
WEATHERSTRIPPING

WHERE APPLICABLE, WEATHERSTRIP SEALS ARE SUPPLIED PUNCHED WITH OBOUND HOLES FOR ADJUSTMENT AND WITH SCREWS TYPES AS INDICATED.

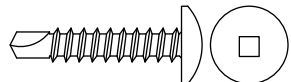
OPTIONAL TAMPER-RESISTANT TORX SCREWS



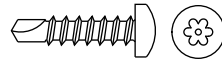
SCREW TYPE: **A**
#8 X 3/4" STAINLESS STEEL PAN HEAD, ROBERTSON DRIVE, TEK SCREWS



SCREW TYPE: **C**
#8 X 1" STAINLESS STEEL PAN HEAD, ROBERTSON DRIVE, TEK SCREWS



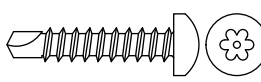
SCREW TYPE: **E**
#10 X 1" STAINLESS STEEL TRUSS HEAD, ROBERTSON DRIVE, TEK SCREWS



SCREW TYPE: **B**
#8 X 3/4" STAINLESS STEEL PAN HEAD, TAMPER-RESISTANT TORX DRIVE, TEK SCREWS



SCREW TYPE: **D**
#8 X 1" STAINLESS STEEL PAN HEAD, TAMPER-RESISTANT TORX DRIVE, TEK SCREWS



SCREW TYPE: **F**
#10 X 1" STAINLESS STEEL PAN HEAD, TAMPER-RESISTANT TORX DRIVE, TEK SCREWS

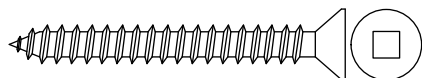
THRESHOLDS

ALL THRESHOLDS SUPPLIED WITH TYPE G SCREWS AND ARE PRE-DRILLED WITH COUNTER SUNK HOLES.



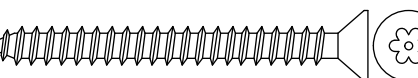
SCREW TYPE: **G**
3/16" X 1-3/4" HILO-TAPPING THREAD, GREY PHILLIPS DRIVE, CONCRETE SCREWS
SALT SPRAY: ASTM B117 APPROVED
(5/32" PRE-DRILL REQUIRED)

OPTIONAL STAINLESS STEEL SCREWS FOR W/ANCHOR:



SCREW TYPE: **H**
#10 X 1-3/4" STAINLESS STEEL FLAT HEAD, ROBERTSON DRIVE, TYPE A SCREWS
(COMPLETE WITH NYLON ANCHOR)

OPTIONAL TAMPER-RESISTANT TORX SCREWS W/ ANCHOR

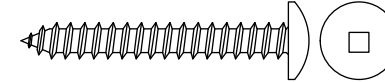


SCREW TYPE: **I**
#10 X 2" STAINLESS STEEL FLAT HEAD, TAMPER-RESISTANT TORX DRIVE, TYPE A SCREWS
(COMPLETE WITH NYLON ANCHOR)

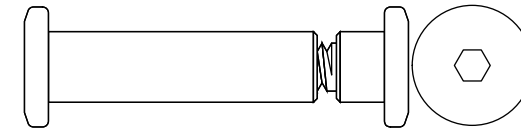
FASTENERS

AUTOMATIC DOOR BOTTOMS/ASTRAGALS/WEATHERSTRIP

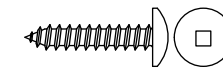
OPTIONAL TAMPER-RESISTANT TORX SCREWS



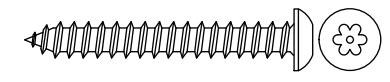
SCREW TYPE: **J**
#10 X 1-1/2" STAINLESS STEEL TRUSS HEAD, ROBERTSON DRIVE, TYPE A SCREWS




SCREW TYPE: **L**
WC-SCB CUSTOM STAINLESS STEEL SECURITY CONNECTOR BOLT Ø3/8" OR "V" DRILL BIT CLEARANCE HOLE REQUIRED



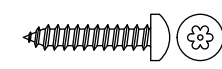
SCREW TYPE: **N**
#6 X 3/4" STAINLESS STEEL TRUSS HEAD, ROBERTSON DRIVE, TYPE A SCREWS



SCREW TYPE: **K**
#10 X 1-1/2" STAINLESS STEEL BUTTON HEAD, TAMPER-RESISTANT TORX DRIVE, TYPE A SCREWS



SCREW TYPE: **M**
1/4-20 X 3/4" STAINLESS STEEL BUTTON HEAD, TAMPER-RESISTANT TORX, MACHINE SCREW WITH SECURITY SLEEVE & WASHER



SCREW TYPE: **O**
#6 X 3/4" STAINLESS STEEL BUTTON HEAD, TAMPER-RESISTANT TORX DRIVE, TYPE A SCREWS



CUSTOM ALUMINUM DIAMOND CHECKER PLATE



- Ideal for expansion joint cover, custom ramp and threshold requirements
- Can be supplied flat, with slope on one end and/or both ends
- 1/8", 3/16" or 1/4" thick bright-finish available
- Please contact Customer Service for details